



# COMPARISON OF HOME LIGHTBULB TYPES IN HAWAI'I



Hawai'i Energy

Your home's typical energy usage and cost can vary based on size of household.



## INCANDESCENT

A19 / 60 WATT

Efficiency  
**LOW EFFICIENCY**

Actual Energy Used  
**60 WATTS**

Typical Lifespan  
**1,500 HOURS**

Annual Energy Use<sup>1</sup>  
**49 KWH**

Annual Energy Cost (Per Bulb)  
**\$21.70**

Annual Energy Cost (Per Home)<sup>2</sup>  
**\$651**

How Often Will I Replace?<sup>3</sup>  
**2x PER YEAR**

Hawai'i Energy Offers/Discounts Available?  
**NO**



## CFL

A19 / 60 WATT EQUIVALENT

Efficiency  
**AVERAGE EFFICIENCY**

Actual Energy Used  
**15 WATTS**

Typical Lifespan  
**10,000 HOURS**


Annual Energy Use<sup>1</sup>  
**12 KWH**

Annual Energy Cost (Per Bulb)  
**\$5.43**

Annual Energy Cost (Per Home)<sup>2</sup>  
**\$163**

How Often Will I Replace?<sup>3</sup>  
**EVERY 5 YEARS**

Hawai'i Energy Offers/Discounts Available?  
**NO**



## LED

A19 / 60 WATT EQUIVALENT

Efficiency  
**HIGH EFFICIENCY**

Actual Energy Used  
**12 WATTS**

Typical Lifespan  
**35,000 HOURS**

Annual Energy Use<sup>1</sup>  
**9.7 KWH**

Annual Energy Cost (Per Bulb)  
**\$4.34**

Annual Energy Cost (Per Home)<sup>2</sup>  
**\$130**

How Often Will I Replace?<sup>3</sup>  
**EVERY 17 YEARS**

Hawai'i Energy Offers/Discounts Available?  
**YES**

<sup>1</sup> Based on an average of 2.3hrs / day    <sup>2</sup> For a home with 30 bulbs    <sup>3</sup> Based on an average of 5.5hrs / day

\*Electricity rates fluctuate over time. Our calculations are based on an average of the rates across the islands. For more on electricity pricing, [click here](#).